

Weekly Footfall

	Year to date %		Year on year %		Week on week %	
	2020	2019	2020	2019	2020	2019
Salisbury BID	-46.3 %	-4.0 %	-34.0 %	1.9 %	6.3 %	1.5 %
South West	-45.5 %	-2.5 %	-32.1 %	-4.5 %	5.9 %	-4.8 %
High Street Index(South East)	-43.4 %	-2.5 %	-36.4 %	-1.3 %	3.8 %	-4.2 %
High Street Index - BDSU(BDSU - Comparison)	-49.2 %	-1.1 %	-44.6 %	-2.0 %	4.3 %	-2.6 %
UK	-45.6 %	-1.5 %	-40.2 %	-2.3 %	4.5 %	-2.4 %

Benchmark calculations (Year on Year and Week on Week) have been calculated using like for like data sets (only those counters available in both comparison periods) to ensure statistical accuracy

Headlines

The change in footfall for Salisbury BID over the last 52 weeks is 29% down on the previous year.

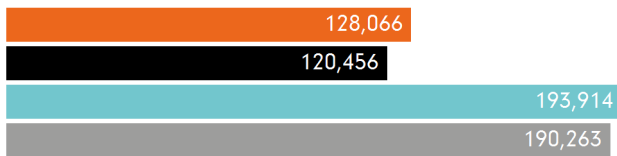
Footfall for the year to date is 46.3% down on the previous year.

The number of visitors counted for week commencing 2 August 2020 was 128,066.

The busiest day in week commencing 2 August 2020 was Saturday with 23,225 visitors.

The peak hour of the week was 13:00 on Tuesday 4 August 2020 with footfall of 2,765

Footfall by week

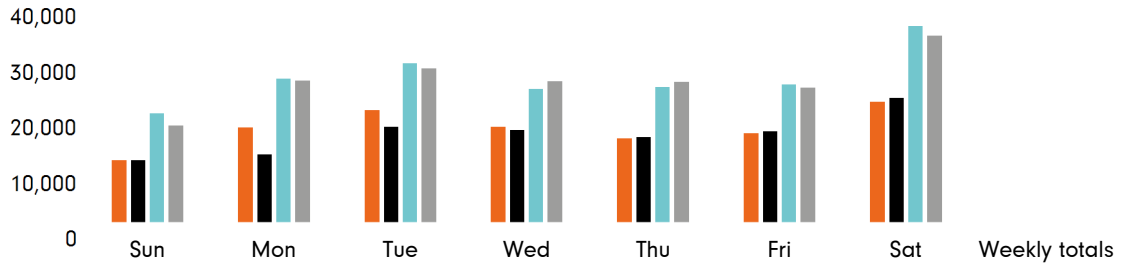


■ This Week ■ Previous Year
■ Previous Week ■ 2 Years Ago

Weather

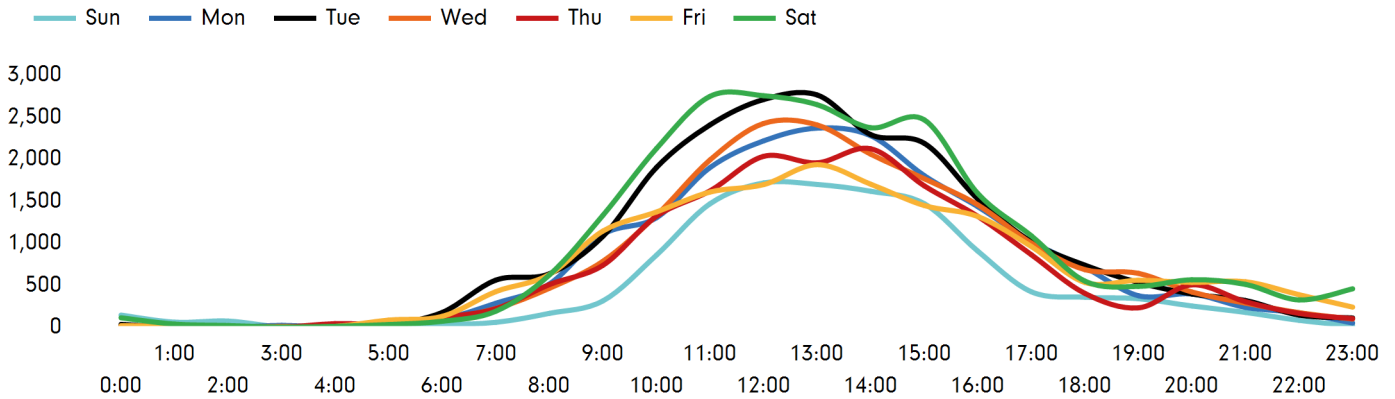
	Sun	Mon	Tue	Wed	Thu	Fri	Sat
This week	21°	22°	22°	23°	27°	32°	33°
Previous week	21°	21°	19°	23°	26°	29°	23°
Previous year	25°	23°	21°	21°	23°	21°	20°

Footfall by day

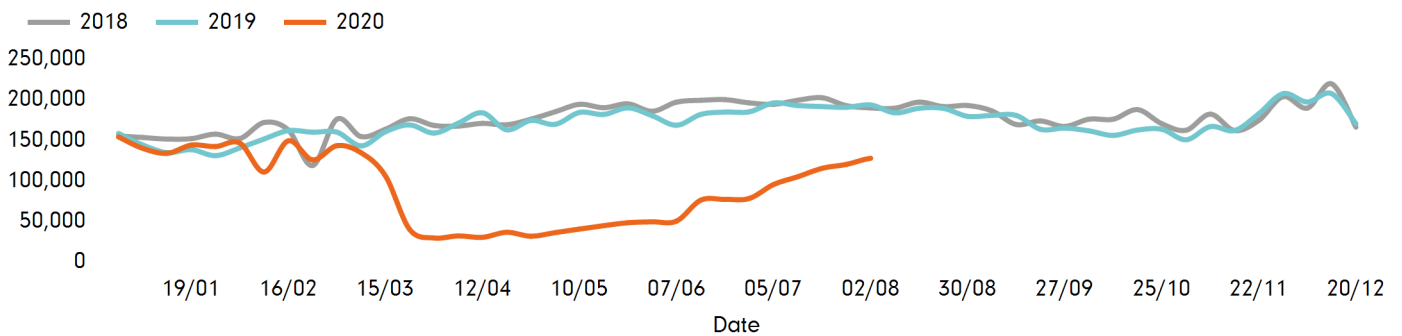


Week on week %	-0.2 %	37.6 %	17.2 %	3.0 %	-0.9 %	-1.8 %	-2.7 %	
Year on year %	-41.1 %	-32.8 %	-28.6 %	-27.7 %	-36.6 %	-34.1 %	-37.6 %	
% of week	9.7%	14.4%	16.9%	14.4%	12.8%	13.6%	18.1%	

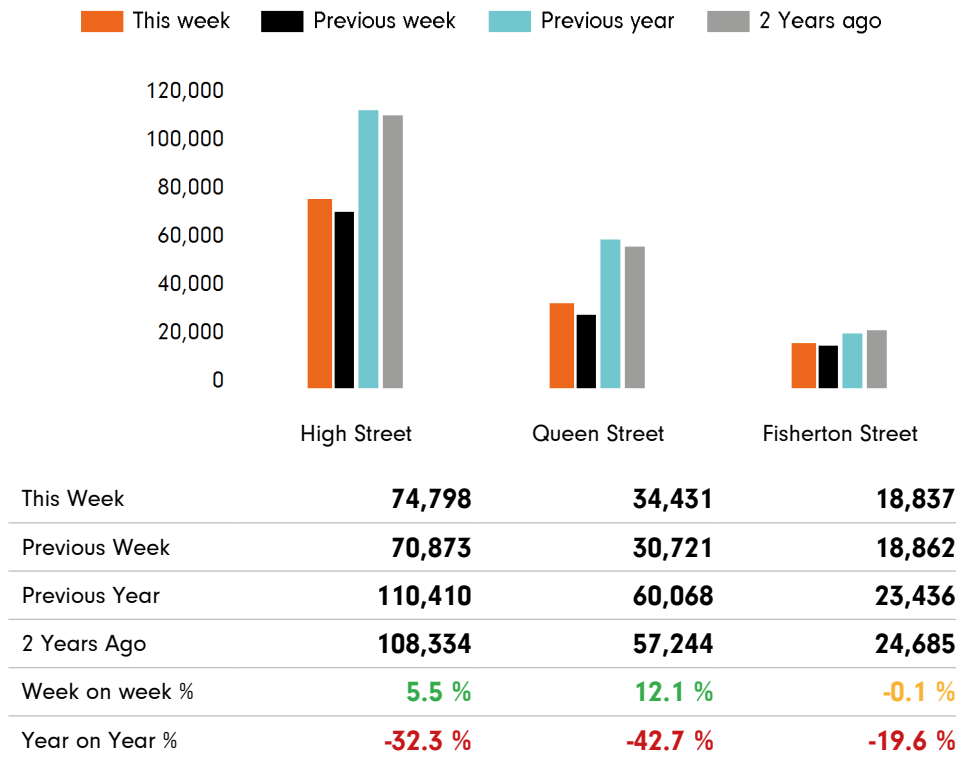
Footfall by hour



Footfall by week



Footfall by location



Footfall by location



Notes

Year to Date % Change is the annual % change in footfall from January of this year compared to the same period last year. Week 1, 2020 to Week 32, 2020 Vs Week 1, 2019 to Week 32, 2019

Year on Year % Change is the % change in footfall for this week compared to the same week in the previous year. Week 32, 2020 Vs Week 32, 2019

Week on Week % Change is the % change in footfall for this week from the previous week. Week 32 2020 Vs Week 31 2020